
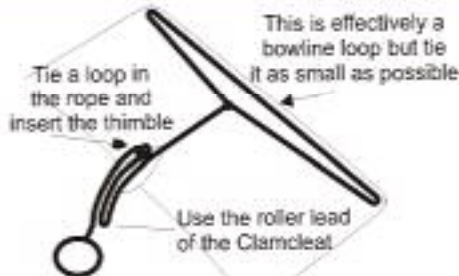




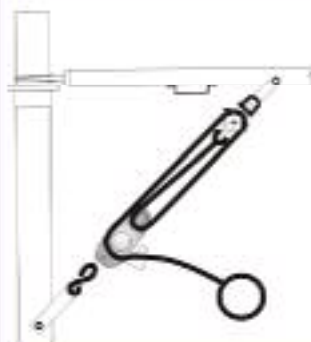
# WORLDS RACE KIT

HELP LINE 01243 379 444

## 2:1 Traveller - Ocean Pure' thimble and roller clamcleat

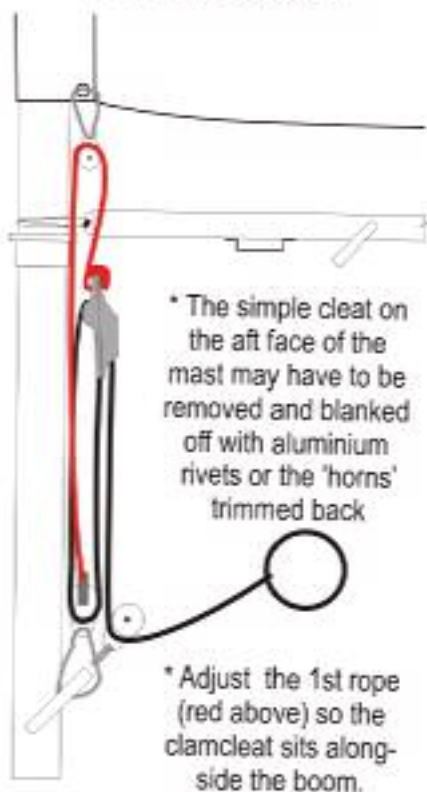


## 4:1 pull from forward outhaul system



## 3:1 fiddle block kicker system

## 6:1 Downhaul System Pull from forward



## HALYARD LOOP

Please note that the upper mast has been turned so the crane faces forward.

1. Feed the halyard loop up through the front hole in the front hole of the mast-crane.
2. Down the back hole.
3. Through the eyelets of the sail and back up the back hole (which might need enlarging slightly with a drill).
4. Loop the end over the bobble at the front.
5. So that it tucks under the bobble.
- 6,7. Pull the rope both sides of the crane up and into the groove on the top of the mast-crane. This will tension the rope and so lift the sail.

